

BRAKE FLUID TESTER h#- " 7u'

manual

Automobile brake fluid (hereinafter referred to as the brake oil) is used in the hydraulic brake system transfer pressure to stop the wheel rotating liquid, its quality is good or bad, choosing and using correctly or not, is directly related to driving safety. With the rapid development of the automobile industry, the trend of automobile speed is becoming more and more obvious, and the application of brake oil is higher. The brake oil is very important at home and abroad, and the brake oil is considered as safe fuel for the car. The brake oil tester developed by our company can quickly and accurately test the brake oil quality, check the water content, indicate your brake oil state, and provide the reliable basis for your maintenance and replacement. Different types of brake oil are different according to its moisture content, the boiling point will be different, and replace the brake oil with excessive water content in time to ensure your safe driving.





Product features:

1. Quickly detect brake oil performance, test the water content of brake fluid, quickly detect the brake fluid, and facilitate the replacement of brake fluid in time. It is applicable to the test of the brake fluid of DOT3, DOT4 and DOT5.1. The LCD screen displays the test results, which is intuitive, accurate and portable.
2. Backlight function makes it easy to read data in a dark environment.
3. With alarm function, when the brake oil test needs to be replaced, there is a sound alarm.

Product parameters

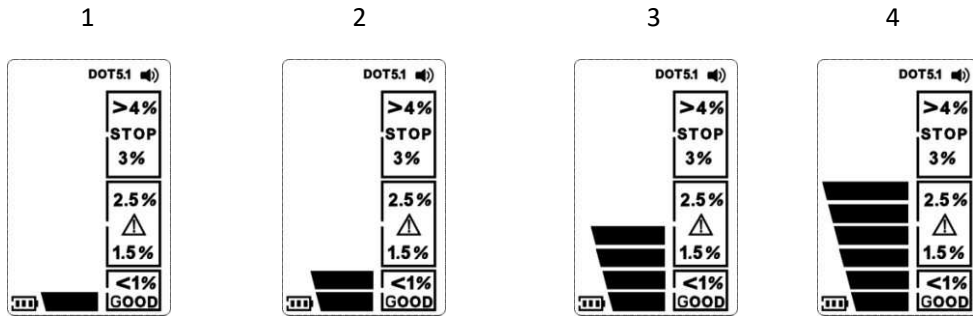
1. Oil range: DOT3, DOT4, DOT5.1
2. Oil state test: < 0.1% indicates high purity; < 1% indicates good condition; <2.5 indicates that the state is acceptable; >3%~4% indicates that brake oil needs to be replaced
3. Backlight function
4. Alarm function
5. Auto power off function.(6 minutes)
6. Battery: 6V (4*1.5V AAA)
7. Battery low voltage prompt function
8. Net weight: ≈155 g (Contain the battery)
9. Using ambient temperature:: -10°C-50°C
10. Metal tube length: ≈190mm , Packing style:PP Box

Product description

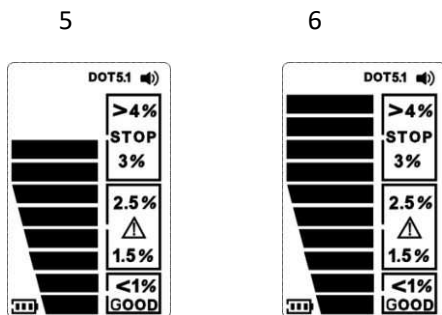
- (1) Power on and off: Please install the battery first, Press the power button () , The product starts up immediately; Press the power button again to shut down. If there is no operation, the machine will automatically shut down after 6 minutes.
- (2) Function switch () , The button can be converted from DOT3 to DOT4 to DOT5.1, indicating that the brake oil can be tested for the corresponding label.
- (3) Backlight switch button () , Press open and close backlight, which can be turned off in a few dim or poorly lit conditions.
- (4) Alarm switch button () , Press open and close the alarm sound. If turned on, when the brake oil needs to be replaced, the alarm will be issued.

- (5) The brake oil detector is based on the change of conductivity to measure the water change of brake oil. It clearly shows the degree of moisture content through the LCD screen, and the high moisture content can cause the boiling point to decrease and affect the braking performance. When the LCD screen shows a value of less than 0.1 percent, it indicates that the purity is extremely high, less than 1% indicates that the state is in good condition, and less than 2.5% indicates that the state is still good, and that the brake oil needs to be replaced by more than 3%~ 4%.
- (6) When the battery symbol appears in space, the battery is exhausted and the battery needs to be replaced.
- (7) **Special note: use a dry cloth or paper to wipe off the probe after each test.**

8 The test example illustrates the following figure:



< 0.1% High purity < 1% In good condition <1.5% Quality of medium <2.5% Quality of medium



>3% Need to replace >4%Must be replaced